


# How to use Nylofume\* bags to protect food and other commodities during fumigations with Vikane\* gas fumigant.

Nylofume bags are made from a special nylon polymer film. Research has demonstrated that double-bagging, as shown below, achieves optimum protection.

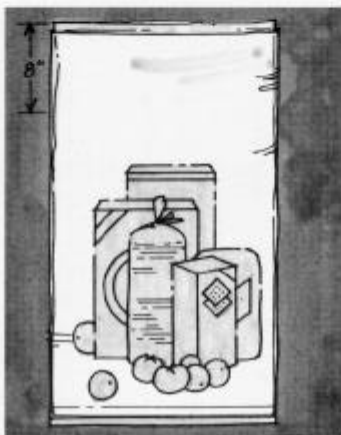
All items such as food, feed, drugs and medicine

(including those items in refrigerators and freezers) must either be removed from the structure being fumigated or be sealed in protective Nylofume bags.

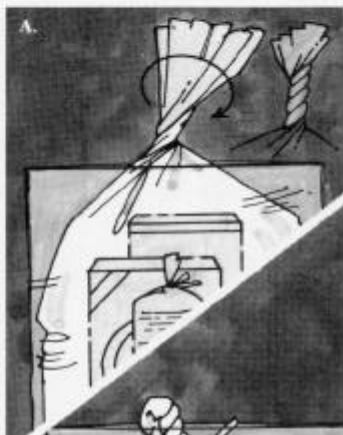
**To assure proper sealing and good protection, please follow these instructions carefully:**



**1.** While bags are still empty, place one inside another. Double-bagging helps assure effective protection.



**2.** Place items to be protected inside the inner bag. Do not overfill - leave clearance on top for adequate closure of the bags.



**3.** Twist the top of the inner bag, fold once and secure the fold in place using a suitable fastener such as a twist tie, tape, rubber band or string.



**4.** Repeat Step 3 with the outer bag.



**5.** Check the seal by pressing gently against the sides of the bag and listening for air leaks. No air should be able to escape.

**IMPORTANT: Keep these and other such bags out of children's reach.**

 **Dow AgroSciences**

Dow AgroSciences LLC  
Indianapolis, IN 46268-1054

# To Bag Or Not To Bag ... *That is the question.*

Protecting consumable items like food, feed and medicine is part of every fumigation with Vikane<sup>+</sup> gas fumigant. However, from time to time questions arise about which items need to be double-bagged in Nylofume<sup>+</sup> bags, and which items can remain in the structure unbagged during the fumigation. Here are some examples to guide you as you prepare your home for fumigation.

## Bag these...



Pretzels and other foods packaged in plastic bags need to be bagged or removed.



Animal feed, like human food, needs to be bagged or removed.



Foods packaged in cardboard boxes, like cereal, need to be bagged or removed because the interior plastic bag may not be airtight.



Spices without their original manufacturer's airtight seal intact must be bagged or removed.



Eggs must be bagged or removed from the structure.



Aspirin and other similar ingestible medicines need to be bagged or removed.



Cottage cheese should be bagged or removed because resealable containers, including Tupperware and other storage containers, do not form airtight seals.



Ice cubes should be discarded before the fumigation and the icemaker turned off.

## No need to bag these...



Unopened 2-liter plastic bottles with manufacturer's airtight seal intact can remain unbagged. Shake 2-liter bottles to confirm that the airtight seal is still intact.



Canned products like soup may remain unbagged because unopened metal cans provide an airtight seal.

## When in doubt, take it out.

If there's any question as to the seal on an item, the best approach is to take it out of the structure to be fumigated or double bag it.

**If you have any questions about what items should be bagged, please contact your local professional pest control company at \_\_\_\_\_.**