



**Harbor**  
Pest Control

6160 Fairmount Avenue, Ste. K  
San Diego, CA 92120  
Tel 619-584-8155  
Fax 619-584-8183  
Toll Free 888-295-7378  
www.harborpest.com

**FUMIGATION PREPARATION INFORMATION**

By Federal and State law the following items must be removed **BEFORE** fumigation:

- People
- Pets, domestic animals (including aquariums & terrariums) must be removed from the structure & yard.
- Plants; remove from structure(s), patios, porches, balconies, etc.
- Please move decorative rock, bark, gravel, etc. a minimum of 12 inches away from foundation wall.
- Plastic covers on mattresses or pillows must be removed. Baby mattresses must be removed.
- **Food, feed, drugs, and medicinals** (including those items in refrigerators and freezers) **NOT** in plastic, glass, or metal bottles, cans or jars with the **original** manufacturer's air-tight seal intact, need to be removed from the fumigation site, or double bagged in Nylolofume\* bags. This would apply to toothpaste, mouthwash, and other dental hygiene products, such as teeth whiteners, dental adhesives, etc. You will be provided with bags and instructions.
- Bagging instructions are on the reverse side of this form.

I understand that by law, NO structural fumigation may occur unless the above items have been removed. *Fumigation Preparation* is the owner's and/or occupant's responsibility. Any un-prepared items will be discarded **or**, if time allows; Harbor Pest Control may perform this work at the time of the fumigation, with an additional *Fumigation Preparation Fee* of \$200 per hour. A one hour minimum charge will apply.

WHEN you return, follow the posting instructions. There is no need to wash dishes, clothing, or any other article left in the structure, as there is no residue.

ARIALS, SATELLITE DISHES, AND CABLE CONNECTIONS: Many antennas, dishes, and supports are in poor condition due to oxidation. Frequently, they must be removed to facilitate tarping procedures, and caution will be used, however, we do not assume responsibility for their condition, replacement, repair or adjustment.

UTILITIES: Electricity must be available; however SDG&E requires that one of their technicians perform the gas service shut-off and restoration prior to and following tent fumigation. Please contact SDG&E as soon as possible to schedule the shut-off and restoration of your gas service. Any questions can be addressed to SDG&E at 800-411-SDGE(7343).

EXTERIOR SURFACES: Tarpaulins and/or masking tape used during fumigation may cause damage. We assume no responsibility for damage.

SECURITY SYSTEMS: All motion detectors and automatic security lights must be deactivated, and due to the fragility of their construction, are frequently damaged during tarping procedures. We assume no responsibility for their repair and/or replacement. If other alarms are left activated, we MUST have operational instructions.

SHRUBS: Caution will be used, but we do not assume responsibility for damage to plants, shrubs or trees. Where possible, plants should be moved well away from the structure. Immovable plantings should be trimmed 12 to 18 inches from structure. **A thorough soaking of the immediate foundation soil (appx. 12" wide) may mitigate plant damage.** Trees must be trimmed if they contact the building.

ROOFS: Fumigation requires walking on roofs to carry and distribute tarpaulins. Damage can occur to skylights, solar panels, wiring, guttering, patio covers and awnings, etc. Damage may especially occur in the case of tile and old, brittle composition or shake roofs. Care will be taken; however, we do not assume any responsibility for damages incurred during fumigation procedures.

VALUABLES: We assume no responsibility and provide no security for the contents of the structure. Jewelry, money, silver, objects d'art, or items you consider valuable, should be removed from the bldg. Harbor Pest Control, Inc. will not be held responsible for any criminal activity such as break-ins, burglary, theft, etc. Several windows will be left open upon completion of fumigation, but all exterior doors will be locked.

We fumigate several structures each day and are never sure of arrival time; however jobs are not postponed without giving you notice. RESCHEDULING COULD OCCUR if the weather is extremely windy or rainy. Please wait for our call if this should be the case.

Prepare to LEAVE the premises for appx. 48 hrs, during which time the building will be prepared, fumigated and ventilated. If you DO NOT plan to meet the crew, please make a key arrangement.

**State regulations require that we have a key in our possession at all times during fumigation, and access to ALL locked areas.**

As an owner, occupant or agent, are you aware of any conduits, drains or vacuum systems that could allow fumigant passage to any buildings not under fumigation? Yes  No

**I hereby acknowledge receipt of a copy of this document which includes preparation instructions necessary for leaving the building and for fumigation procedures.**

Job Address \_\_\_\_\_ City \_\_\_\_\_

Owner/Agent \_\_\_\_\_ Date \_\_\_\_\_

Inspector  
Harbor Pest Control, Inc.  
(619) 584-8155

Owner/Agent/Occupant \_\_\_\_\_ Date \_\_\_\_\_

Original is for our office

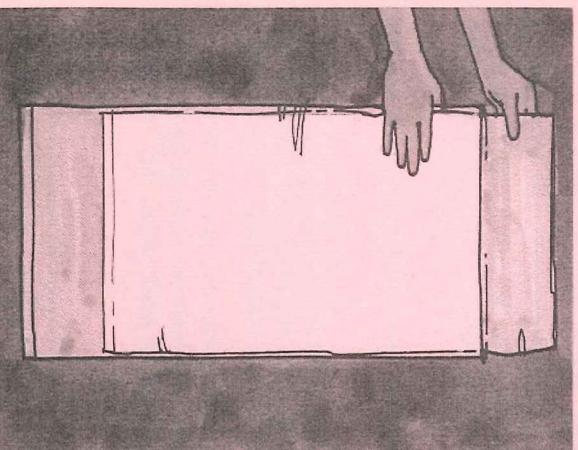


# How to use Nylofume\* bags to protect food and other commodities during fumigations with Vikane\* gas fumigant.

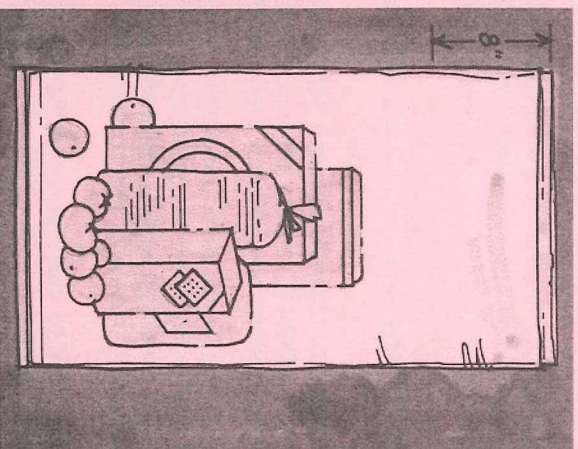
Nylofume bags are made from a special nylon polymer film. Research has demonstrated that double-bagging, as shown below, achieves optimum protection. All items such as food, feed, drugs and medicine

(including those items in refrigerators and freezers) must either be removed from the structure being fumigated or be sealed in protective Nylofume bags.

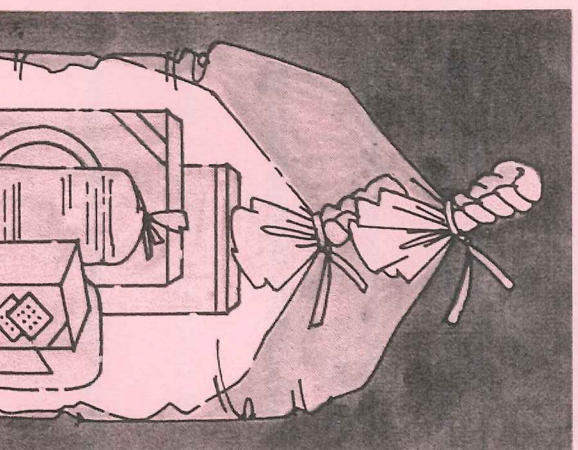
**To assure proper sealing and good protection, please follow these instructions carefully:**



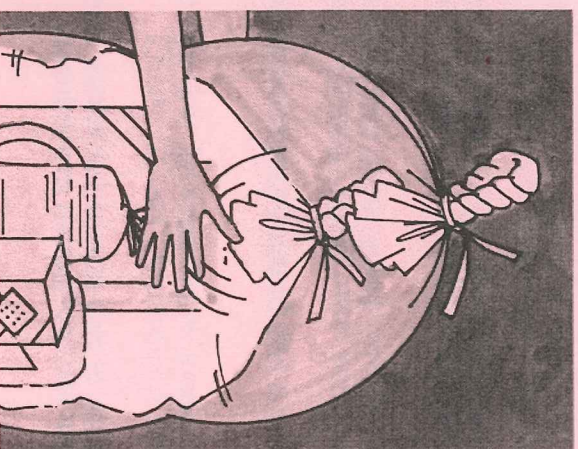
**1.** While bags are still empty, place one inside another. Double-bagging helps assure effective protection.



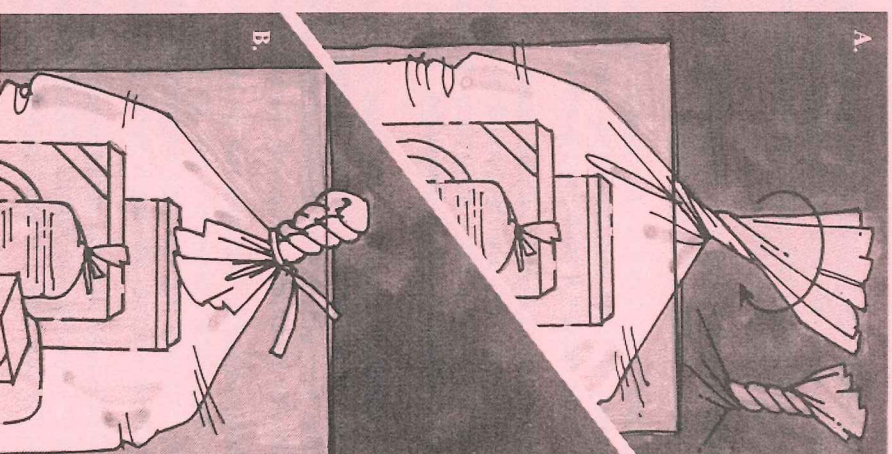
**2.** Place items to be protected inside the inner bag. Do not overfill — leave clearance on top for adequate closure of the bags.



**4.** Repeat Step 3 with the outer bag.



**5.** Check the seal by pressing gently against the sides of the bag and listening for air leaks. No air should be able to escape.



**3.** Twist the top of the inner bag, fold once and secure the fold in place using a suitable fastener such as a twist tie, tape, rubber band or string.

**IMPORTANT: Keep these and other such bags out of children's reach.**

 **Dow AgroSciences**

Dow AgroSciences LLC  
Indianapolis, IN 46268-1054

U01-069-018 (7/99) DAS  
ER76099

\*Trademark of Dow AgroSciences LLC  
Vikane is a Federally Restricted Use Pesticide.